





-  Sustainable timber
-  Energy saving lighting
-  Ceiling insulation
-  We support Community events



AREA ANALYSIS

LIVING	112.76 m ²
GARAGE	40.48 m ²
PATIO	18.86 m ²
PATIO 2	8.10 m ²
Grand total	180.20 m²

Length 18.50m
Width 10.20m

©All plans are Copyright 2021. Render is indicative only.
Plan inclusions and Pricing are subject to change without notice.