











-  5
-  2
-  2
- 



-  Sustainable timber
-  Energy saving lighting
-  Ceiling insulation
-  We support Community events



AREA ANALYSIS

LIVING	355.18 m ²
CARPORT	45.48 m ²
PATIO	37.38 m ²
Grand total	438.04 m²

Length 24.40m
Width 24.00m