





-  Sustainable timber
-  Energy saving lighting
-  Ceiling insulation
-  We support Community events



AREA ANALYSIS	
LIVING	397.35 m ²
CARPORT	45.07 m ²
PATIO	47.48 m ²
Grand total	489.90 m²

Length 30.60m
Width 24.00m

©All plans are Copyright 2026. Render is indicative only. Plan inclusions and Pricing are subject to change without notice.