





AREA ANALYSIS

LIVING	410.06 m ²
CARPORT	44.15 m ²
PATIO	99.85 m ²
PATIO 2	31.47 m ²
Grand total	585.53 m²

Length 30.60m
Width 24.00m

-  Sustainable timber
-  Energy saving lighting
-  Ceiling insulation
-  We support Community events

©All plans are Copyright 2026. Render is indicative only.
Plan inclusions and Pricing are subject to change without notice.