





-  Sustainable timber
-  Energy saving lighting
-  Ceiling insulation
-  We support Community events



**AREA ANALYSIS**

|                    |                             |
|--------------------|-----------------------------|
| LIVING             | 100.65 m <sup>2</sup>       |
| GARAGE             | 34.80 m <sup>2</sup>        |
| PATIO              | 18.87 m <sup>2</sup>        |
| PORTICO            | 6.47 m <sup>2</sup>         |
| <b>Grand total</b> | <b>160.79 m<sup>2</sup></b> |

Length 16.80m  
Width 10.20m

©All plans are Copyright 2026. Render is indicative only.  
Plan inclusions and Pricing are subject to change without notice.