





AREA ANALYSIS

LIVING	115.30m ²
GARAGE	20.32 m ²
PORTICO	5.75 m ²
PATIO	16.78 m ²
Grand total	145.72 m²

Length 17.20m
Width 8.40m

-  Sustainable timber
-  Energy saving lighting
-  Ceiling insulation
-  We support Community events

©All plans are Copyright 2026. Render is indicative only.
Plan inclusions and Pricing are subject to change without notice.