










-  3
-  2
-  2



-  Sustainable timber
-  Energy saving lighting
-  Ceiling insulation
-  We support Community events



AREA ANALYSIS

LIVING	101.08m ²
GARAGE	32.31 m ²
PORTICO	5.75 m ²
PATIO	18.38 m ²
Grand total	157.52 m²

Length 17.20m
Width 10.40m

©All plans are Copyright 2026. Render is indicative only.
Plan inclusions and Pricing are subject to change without notice.