





-  Sustainable timber
-  Energy saving lighting
-  Ceiling insulation
-  We support Community events



AREA ANALYSIS

LIVING	115.30 m ²
GARAGE	20.32 m ²
PORTICO	5.75 m ²
PATIO	16.78 m ²
Grand total	158.15 m²

Length 20.50m
Width 8.40m

©All plans are Copyright 2026. Render is indicative only.
Plan inclusions and Pricing are subject to change without notice.