





-  Sustainable timber
-  Energy saving lighting
-  Ceiling insulation
-  We support Community events



AREA ANALYSIS

LIVING	118.90 m ²
GARAGE	36.05 m ²
PORTICO	5.69 m ²
PATIO	20.14 m ²
Grand total	180.76 m²

Length 20.50m
Width 11.00m

©All plans are Copyright 2026. Render is indicative only.
Plan inclusions and Pricing are subject to change without notice.