










-  4
-  2
-  2



-  Sustainable timber
-  Energy saving lighting
-  Ceiling insulation
-  We support Community events



AREA ANALYSIS

LIVING	124.13 m ²
GARAGE	35.27 m ²
PATIO	26.80 m ²
CARPORT	20.59 m ²
PORTICO	18.03 m ²
Grand total	224.82 m²

Length 18.20m
Width 11.60m

©All plans are Copyright 2026. Render is indicative only.
Plan inclusions and Pricing are subject to change without notice.