





AREA ANALYSIS

LIVING	162.12 m ²
GARAGE	35.52 m ²
PATIO	28.29 m ²
PARTICO	5.29 m ²
Grand total	231.23 m²



Length 11.60m
Width 21.80m

-  Sustainable timber
-  Energy saving lighting
-  Ceiling insulation
-  We support Community events

©All plans are Copyright 2026. Render is indicative only. Plan inclusions and Pricing are subject to change without notice.