










-  3
-  2
-  2



-  Sustainable timber
-  Energy saving lighting
-  Ceiling insulation
-  We support Community events



AREA ANALYSIS

LIVING	126.34 m ²
GARAGE	39.63 m ²
PATIO	27.61 m ²
PATIO 2	13.16 m ²
PORTICO	6.75 m ²
Grand total	213.48 m²

Length 18.20m
Width 10.20m

©All plans are Copyright 2026. Render is indicative only.
Plan inclusions and Pricing are subject to change without notice.