










-  4
-  2
-  2



AREA ANALYSIS

LIVING	156.24 m ²
GARAGE	37.15 m ²
PATIO	18.33 m ²
PATIO 2	17.12 m ²
PORTICO	5.51 m ²
Grand total	234.35 m²

Length 19.00m
Width 13.00m

-  Sustainable timber
-  Energy saving lighting
-  Ceiling insulation
-  We support Community events

©All plans are Copyright 2026. Render is indicative only.
Plan inclusions and Pricing are subject to change without notice.