







-  Sustainable timber
-  Energy saving lighting
-  Ceiling insulation
-  We support Community events



AREA ANALYSIS

LIVING	184.57 m ²
GARAGE	36.15 m ²
PATIO	32.15 m ²
PORTICO	7.91 m ²
Grand total	260.78 m²

Length 21.50m
Width 12.40m

©All plans are Copyright 2026. Render is indicative only.
Plan inclusions and Pricing are subject to change without notice.