







-  Sustainable timber
-  Energy saving lighting
-  Ceiling insulation
-  We support Community events



AREA ANALYSIS	
LIVING	209.12 m ²
GARAGE	39.03 m ²
PATIO	55.38 m ²
PORTICO	12.41 m ²
ALFRESCO	13.76 m ²
Grand total	329.70 m²

Length 25.00m
Width 14.60m

©All plans are Copyright 2026. Render is indicative only.
Plan inclusions and Pricing are subject to change without notice.