










-  4
-  2
-  2



-  Sustainable timber
-  Energy saving lighting
-  Ceiling insulation
-  We support Community events



AREA ANALYSIS

LIVING	144.48 m ²
GARAGE	40.02 m ²
PATIO	38.72 m ²
PORTICO	13.41 m ²
Grand total	236.63 m²

Length 19.20m
Width 12.20m