










-  4
-  2
-  2



-  Sustainable timber
-  Energy saving lighting
-  Ceiling insulation
-  We support Community events



AREA ANALYSIS

LIVING	148.93 m ²
GARAGE	40.03 m ²
PATIO	35.85 m ²
PORTICO	16.87 m ²
Grand total	241.69 m²

Length 20.10m
Width 12.20m

©All plans are Copyright 2026. Render is indicative only.
Plan inclusions and Pricing are subject to change without notice.