










-  4
-  2
-  2



-  Sustainable timber
-  Energy saving lighting
-  Ceiling insulation
-  We support Community events



AREA ANALYSIS	
LIVING	187.86 m ²
GARAGE	37.53 m ²
PATIO	44.96 m ²
ALFRESCO	23.11 m ²
PORTICO	20.16 m ²
Grand total	313.61 m²

Length 23.50m
Width 17.40m

©All plans are Copyright 2026. Render is indicative only. Plan inclusions and Pricing are subject to change without notice.