












-  4
-  2
-  2
-  



-  Sustainable timber
-  Energy saving lighting
-  Ceiling insulation
-  We support Community events



AREA ANALYSIS	
LIVING	125.48 m ²
GARAGE	39.27 m ²
PATIO	36.27 m ²
PORTICO	6.53 m ²
Grand total	207.55 m²

Length 17.40m
Width 14.20m

©All plans are Copyright 2026. Render is indicative only. Plan inclusions and Pricing are subject to change without notice.