










-  4
-  2
-  2
-  



-  Sustainable timber
-  Energy saving lighting
-  Ceiling insulation
-  We support Community events



AREA ANALYSIS	
LIVING	143.34 m ²
GARAGE	40.60 m ²
PATIO	29.51 m ²
PORTICO	9.07 m ²
Grand total	222.52 m²

Length 18.40m
Width 15.20m

©All plans are Copyright 2026. Render is indicative only. Plan inclusions and Pricing are subject to change without notice.