






-  4
-  2
-  2



AREA ANALYSIS

LIVING	115.44 m ²
CARTPORT	31.16 m ²
PATIO	73.68 m ²
VERANDA	43.44 m ²
Grand total	263.72 m²

Length 18.90m
Width 11.60m



Sustainable timber



Energy saving lighting



Ceiling insulation



We support Community events

©All plans are Copyright 2026. Render is indicative only.
Plan inclusions and Pricing are subject to change without notice.