











-  3
-  2
-  2
- 



AREA ANALYSIS	
LIVING	124.50 m ²
CARTPORT	45.16 m ²
PATIO	31.90 m ²
Grand total	201.57 m²

Length 17.10m
Width 16.00m

-  Sustainable timber
-  Energy saving lighting
-  Ceiling insulation
-  We support Community events

©All plans are Copyright 2026. Render is indicative only.
Plan inclusions and Pricing are subject to change without notice.