










-  4
-  2
-  2



-  Sustainable timber
-  Energy saving lighting
-  Ceiling insulation
-  We support Community events



AREA ANALYSIS

LIVING	123.88 m ²
GARAGE	35.00 m ²
PATIO	29.56 m ²
PATIO 2	13.31 m ²
PORTICO	18.03 m ²
Grand total	219.78 m²

Length 17.80m
Width 11.60m

©All plans are Copyright 2026. Render is indicative only. Plan inclusions and Pricing are subject to change without notice.