







-  Sustainable timber
-  Energy saving lighting
-  Ceiling insulation
-  We support Community events



AREA ANALYSIS

LIVING	169.92 m ²
GARAGE	34.66 m ²
PATIO	30.85 m ²
PATIO 2	15.08 m ²
PORTICO	18.42 m ²
Grand total	268.92 m²

Length 21.60m
Width 12.00m

©All plans are Copyright 2026. Render is indicative only. Plan inclusions and Pricing are subject to change without notice.