










-  3
-  2
-  2



-  Sustainable timber
-  Energy saving lighting
-  Ceiling insulation
-  We support Community events



AREA ANALYSIS

LIVING	121.98 m ²
GARAGE	36.51 m ²
PATIO	28.76 m ²
PARTICO	4.18 m ²
Grand total	191.43 m²

Length 18.00m
Width 11.00m

©All plans are Copyright 2026. Render is indicative only.
Plan inclusions and Pricing are subject to change without notice.