










-  4
-  2
-  2



-  Sustainable timber
-  Energy saving lighting
-  Ceiling insulation
-  We support Community events



AREA ANALYSIS	
LIVING	142.05 m <sup>2</sup>
GARAGE	36.51 m <sup>2</sup>
PATIO	23.85 m <sup>2</sup>
PARTICO	4.18 m <sup>2</sup>
<b>Grand total</b>	<b>206.59 m<sup>2</sup></b>

Length 20.60m  
Width 11.00m

©All plans are Copyright 2026. Render is indicative only. Plan inclusions and Pricing are subject to change without notice.