







-  3
-  2
-  2
- 



-  Sustainable timber
-  Energy saving lighting
-  Ceiling insulation
-  We support Community events



AREA ANALYSIS	
LIVING	149.56 m ²
GARAGE	38.98 m ²
PATIO	39.60 m ²
PATIO 2	13.37 m ²
PORTICO	9.97 m ²
Grand total	251.49 m²

Length 21.20m
Width 11.00m

©All plans are Copyright 2026. Render is indicative only.
Plan inclusions and Pricing are subject to change without notice.