







-  4
-  2
-  2
- 



-  Sustainable timber
-  Energy saving lighting
-  Ceiling insulation
-  We support Community events



AREA ANALYSIS

LIVING	157.00 m ²
GARAGE	36.38 m ²
PATIO	28.46 m ²
DRYING	9.20 m ²
PORTICO	6.87 m ²
Grand total	237.91 m²

Length 22.00m
Width 11.00m

©All plans are Copyright 2026. Render is indicative only.
Plan inclusions and Pricing are subject to change without notice.